



*IMAGELINK Professional Positive Print Microfilm is a duplicating microfilm with extremely high resolving power for making positive copies of microfilm negatives.*

## Applications

Because of its high resolution, IMAGELINK Professional Positive Print Microfilm is an excellent choice for:

- Making duplicates of microfilm negatives on which characters, line work, and/or continuous tone images are recorded.
- Reproducing negative appearing masters as positive distribution prints.

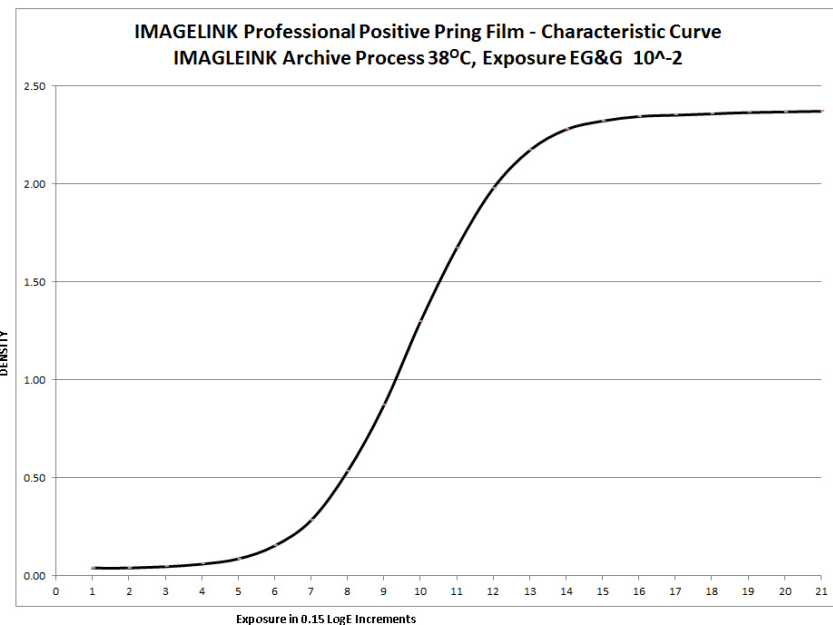
## Life Expectancy (LE) 500

- Processed film can be stored indefinitely provided it is processed and stored according to relevant ISO and ANSI standards.
- This film meets all criteria for capture of vital records and information intended for permanent records according to ISO 18901:2002 Imaging materials — Processed silver-gelatin type black- and-white films — Specifications for stability and stored according to ISO 18911:2010 Imaging materials — Processed safety photographic films — Storage practices.

## Characteristic curves

Data presented are typical of production coatings. Varying storage, exposure, and processing conditions may affect results.

EPM reserves the right to change and improve the product characteristics at any time in the future as customer needs and applications change.



## Physical Properties

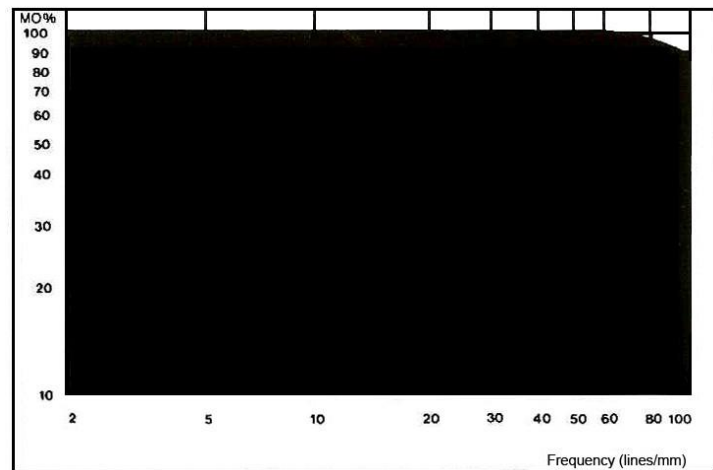
- Film type: Silver halide
- Base: Polyester

Type	Base thickness	Film thickness before processing
<b>Pet 10</b>	0.100 mm	0.105 mm



## Modulation Transfer

See MTF curve below.



## Processing

IMAGELINK Professional Positive Print Microfilm is suitable for high-speed processing at high temperatures in “deep tank” microfilm processors and tabletop processors, such as the IMAGELINK Archive Processor.

## Storing and handling of unexposed Film

Unexposed film can be kept for the length of time indicated on the packaging, provided that the film is stored under normal conditions, that is, at a temperature below 22°C (72°F) in a relative humidity of 40–60%.

Unprotected film may be opened only in a darkroom. If preferred, a red safelight may be used (filter R3 or Wratten 1A).

## Product Offerings

Type	Width	Length	Core	Catalog No.	Case Quantity
Pet 10	16 mm	330 m (1082 ft)	CSP33	224O8AV	20
	35 mm	305 m (1000 ft)	CNP3	224O8BX	10
	35 mm	610 m (2000 ft)	CNP3	TBD	5
	105 mm	152.5 m (500 ft)	UCT76	TBD	4

## Our History

Eastman Park Micrographics (EPM) formed in 2011 after the Dallas-based Kofile Inc. purchased Kodak's micrographic business. EPM is headquartered in Dallas, Texas.

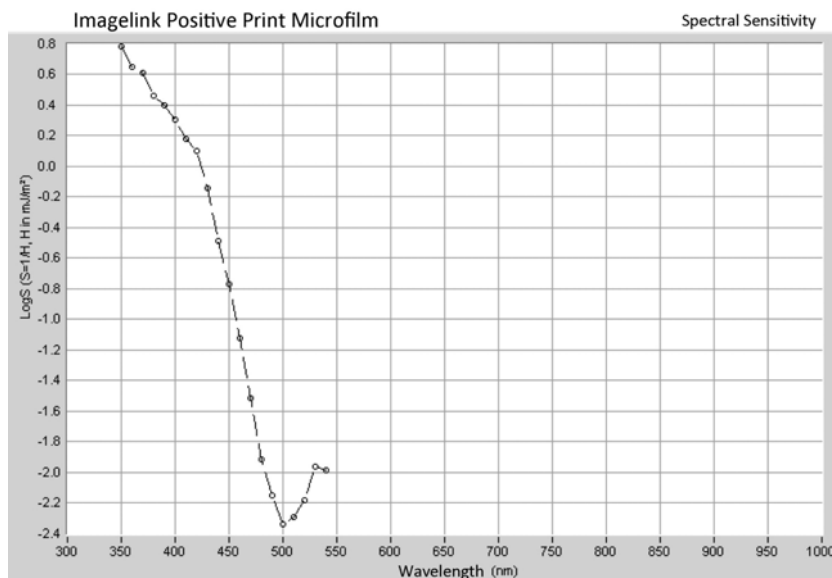
We bring extensive experience in all aspects of document imaging to provide unique expertise in micrographics products and solutions.

## Our Mission

- To continue to be the leading supplier of high quality microfilm products and services worldwide
- To expand our portfolio of Reference Archive Solutions

## Spectral Sensitivity

Orthochromatic-sensitive emulsion (see spectrogram below). The absolute spectral sensitivity is equal to  $1/H$ , with  $H$  the radiation energy per wavelength in  $\text{mJ}/\text{m}^2$ , necessary to obtain a density of  $D$  1.1 above fog.



## Resolution

630 lines/mm at contrast ratio 1000:1

## RMS Granularity

Density of D	Spot diameter	RMS Granularity
1.0	25	$\mu = 12$
1.0	48	$\mu = 5$

According to the Root Mean Square (RMS), the standard deviation  $\sigma$  (sigma) of the changes in density obtained by measuring a gray surface with a certain density by means of a measuring spot of 25  $\mu$ . and 48  $\mu$  is a measure for granularity.